




ST. GEORGE'S SCHOOL

- College Prep Boarding School in Newport
- Grades 9-12
- ~370 students

NATHANIEL P. HILL LIBRARY

- 2 FT librarians, 4 PT staff
- 84 hours/week
- Member of OSL
- 30,000 volumes
- 60+ online databases

Senior year...Statistics class...get excited!



LIBRARY DATA

- What do we gather?
- When do we do it?
- How is it used?

NATHANIEL P. HILL LIBRARY ANNUAL REPORT SUMMARY – FY'18

for an average of 84 hours per week, seven (7) days a week, staffed by two (2) full-time library staff, one (1) part-time archivist. We were open for Family Weekend and Alumni Weekend.


Laura Hooper
Susan, Jane Knowles, Kate Fox, Steven Campos

participated in Ocean State Libraries and OCLC.
circulation (check-outs, check-ins, renewals) – 6,294 circulations
through interlibrary loan (ILL) – 3,526 items shared; 657 items borrowed

fiction novels, games and puzzles were added to the collection.
subscriptions in partnership with Ocean State Libraries, including
(to Reference)
subscriptions; 6 print newspaper subscriptions.




THE STORY BEHIND THE NUMBERS



CHAPTER 1: ACADEMIC YEAR

STUDY HALL: TOTAL NUMBERS BY MONTH

	2012/2013	2013/2014	2014/2015	2015/2016	2016/2017	2017/2018
Sept	519	619	626	408	462	642
Oct	930	896	989	753	1008	1153
Nov	711	882	634	727	940	1021
Dec	607	706	722	645	943	798
Jan	1237	966	778	974	1222	1048
Feb	936	819	979	1152	1128	1285
Mar	493	436	609	626	722	404
Apr	1270	1155	1161	1189	1189	1131
May	453	missing	1193	1515	1507	1272
June	-	-	219	122	62	-
Year	7,156	6,479	7,910	8,111	9,183	8,754



CHAPTER 2: ADDING & SUBTRACTING

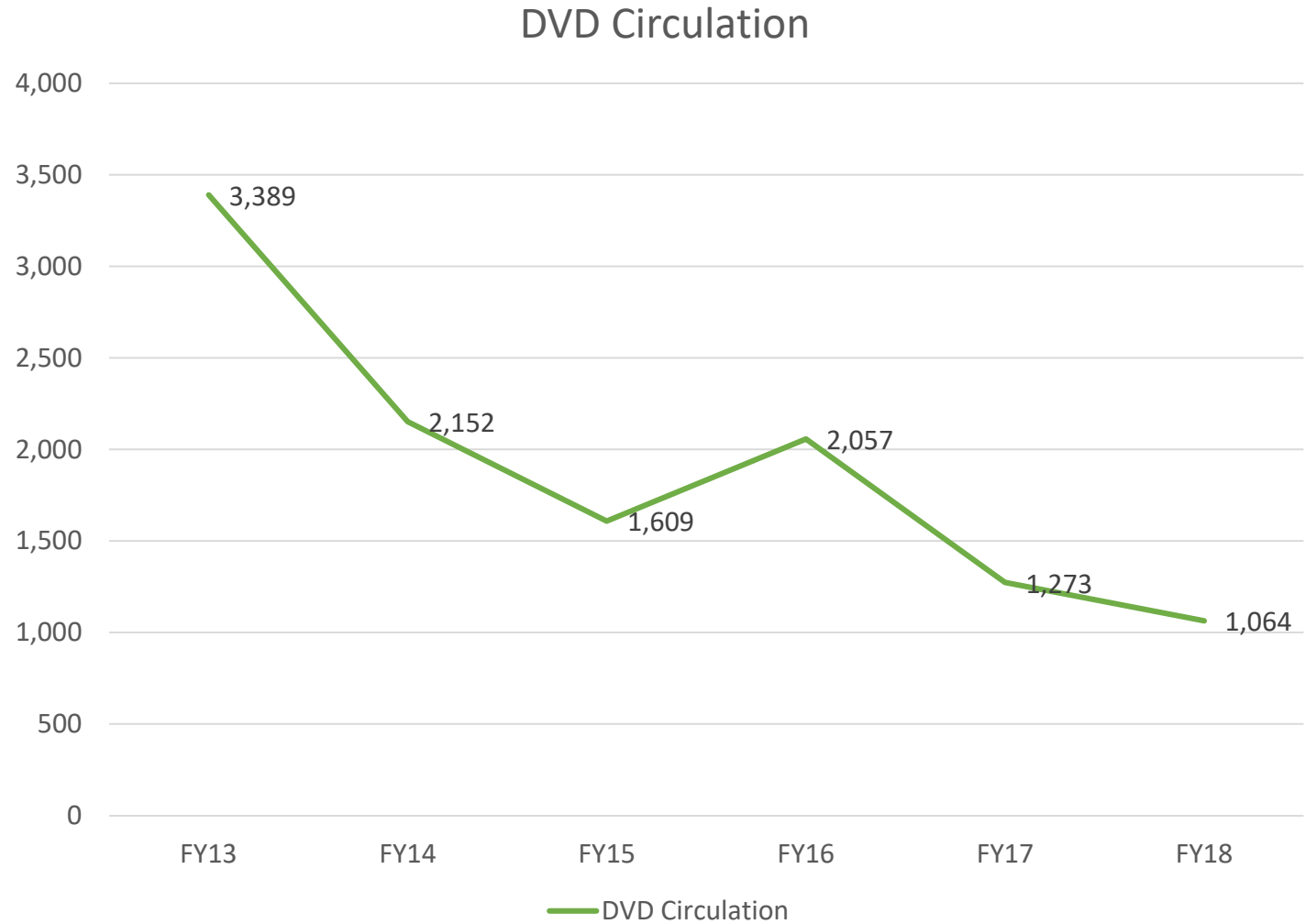
INSTRUCTION CLASSES BY DEPARTMENT:


The History department continues to be our biggest collaborator. We also worked with English, Science, French and Religion classes.

Department:	2013/2014	2014/2015	2015/2016	2016/2017	2017/2018
History & Social Science	49	49	42	48	25
Science	4	3	4	4	4
Theater	1	-	-	-	-
Religion	6	3	1	7	21
Chinese	2	-	-	-	-
English	14	14	9	2	12
Spanish	3	-	6	-	-
Latin	-	-	-	-	1
French	1	1	-	2	-
Psychology	-	-	-	-	-
Orientation & Faculty Workshops	8	7	7	6	5
Math	-	2	-	-	2
All School Debate	2	-	-	-	-
Total # of Classes:	90	79	69	69	70



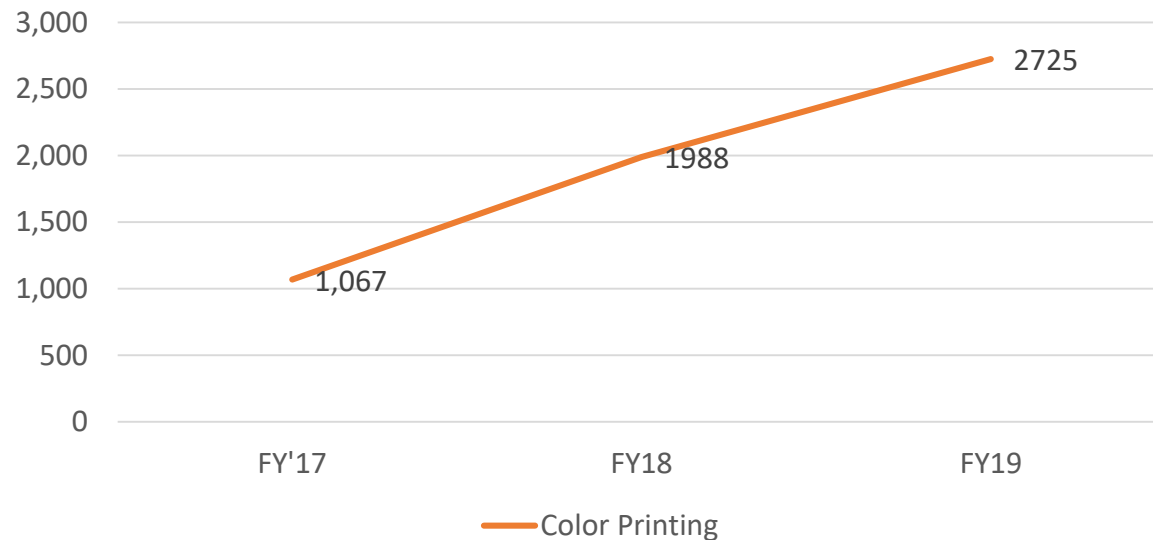
CHAPTER 3: CHANGE OVER TIME






CHAPTER 4: WHAT'S NEW?

Color Print Jobs by Year



Make-Up Assessments

	FY18	FY19
September	n/a	5
October	n/a	12
November	24	13
December	0	2
January	8	11
February	18	50
March	3	
April	51	
May	41	
June	1	
Total	146	93 (thru Feb)



CONCLUSION: ROOM FOR INTERPRETATION

Authority	<ul style="list-style-type: none">• Who are the authors?• What are the authors' qualifications?• What authority do the authors have to present these statistics?
Date Coverage	<ul style="list-style-type: none">• What is the date range of the data?• Are the statistics intended to be current or historical?
Purpose	<ul style="list-style-type: none">• Who is the intended audience of these statistics?• What type of publication is the data published in?• Is the data clearly represented?
Content	<ul style="list-style-type: none">• Are the statistics accurate?• Can they be verified?• Is there bias in the statistics or their presentation?